


LED Wall Light - IP65



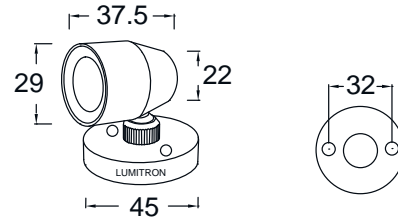
- Stainless steel body 316 grade
- Input Voltage: 220VAC
- IP65



LUMITRON



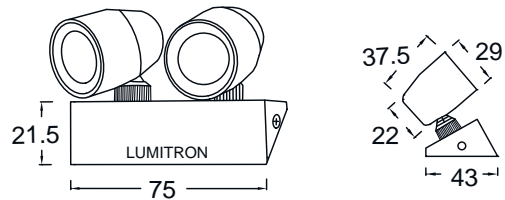
ITWL - 43



Power LED 1W 350mA



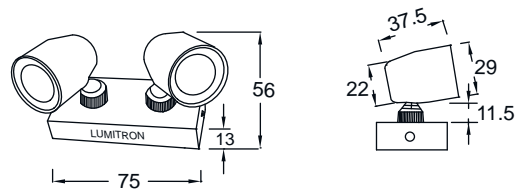
ITWL - 44



Power LED 2x1W 350mA



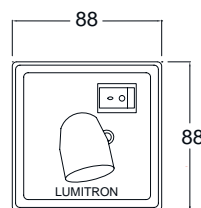
ITWL - 45



Power LED 2x1W 350mA

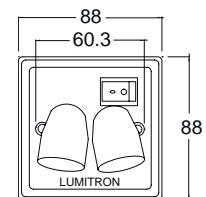


ITWL - 79



ITWL - 79-1

Power LED 1W 350mA



ITWL - 79-2

Power LED 2x1W 350mA

LED